




Korea Information Strategy Development Institute

2006. 3. 10

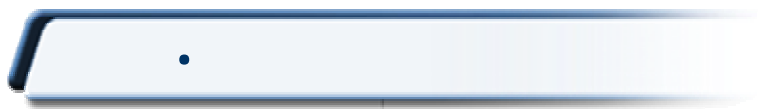









○

: 1990 2004 28





		4,5,6		1,200		
	26	/	: 20	1025	, 6	175
	2005	10	26	11	16	21
						



(VS)

가

가

가

가

가

(5%)

5

				-
		3.71	3.65	-0.06
		3.90	3.93	0.03
	/	3.82	3.90	0.08
		3.85	3.93	0.08
		0.52	0.48	-0.04
	**	3.84	4.14	0.3
		3.74	3.83	0.09
		3.24	3.27	0.03
		3.42	3.53	0.11
		3.60	3.62	0.02
	**	3.69	3.82	0.13
	**	3.59	3.90	0.31
		3.48	3.47	-0.01
	**	3.40	3.54	0.14
		3.62	3.69	0.07
		3.58	3.59	0.01
	IT	3.49	3.58	0.09



(VS)

가

()

5

(10%)

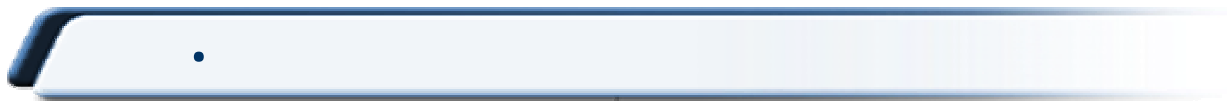
				-
	***	4.15	4.30	0.15
	***	3.82	3.98	0.16
	***	4.07	4.18	0.10
	*	4.01	4.09	0.08
	**	3.77	3.89	0.12
		3.96	4.03	0.07
	*	3.67	3.76	0.09
	*	3.82	3.90	0.08
	***	3.93	4.15	0.23
	**	3.90	4.00	0.10
	**	3.87	3.98	0.12
	***	3.67	3.89	0.22
	**	3.80	3.93	0.12
	*	3.42	3.51	0.09
	*	3.52	3.62	0.10



		가											
/		○											
		○			○				○	○		○	
													○
													○
													○
												○	
												○	
												○	
												○	
IT									○			○	○
									○		○	○	○

26
○

1,200
가 0.25



가

가



		가											
/		○											
													○
		○		○	○						○	○	○
									○				○
									○				○
									○				○
												○	
									○				○
												○	○
IT									○			○	○

20
○

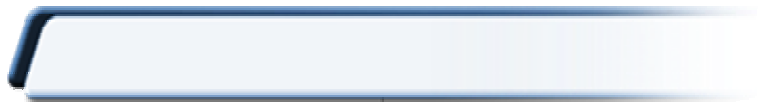
1,025
가 0.25



		가															
/			○					○				○					
			○	○												○	
			○									○					○
					○					○	○	○	○		○	○	
								○		○	○	○		○	○	○	
								○		○				○	○	○	
								○		○	○			○	○	○	
			○							○	○	○		○	○	○	
			○							○		○	○	○	○	○	
			○					○		○				○	○	○	
IT														○	○	○	
												○		○	○	○	
										○		○		○	○	○	
			○					○		○	○	○	○	○	○	○	

6 , 125
○

가 0.25




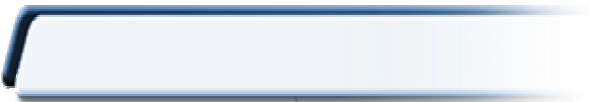
가

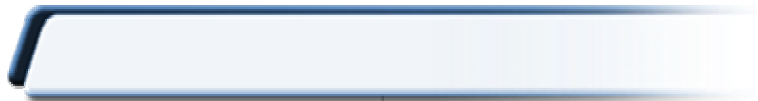
가

가

가

가





	(5)
	3.61
	3.44
	3.33
	3.27
	3.27
	3.21
	3.16
	3.14



2006 (2)

1

가

/

/


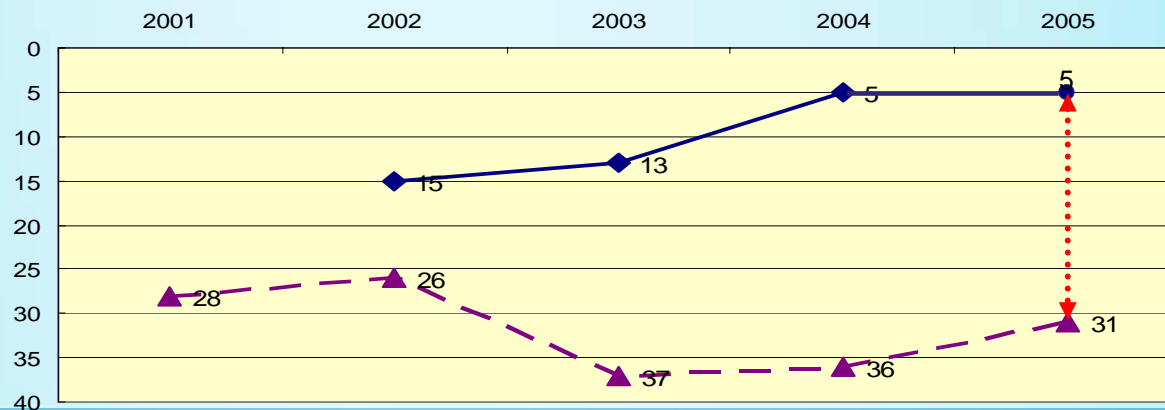
/

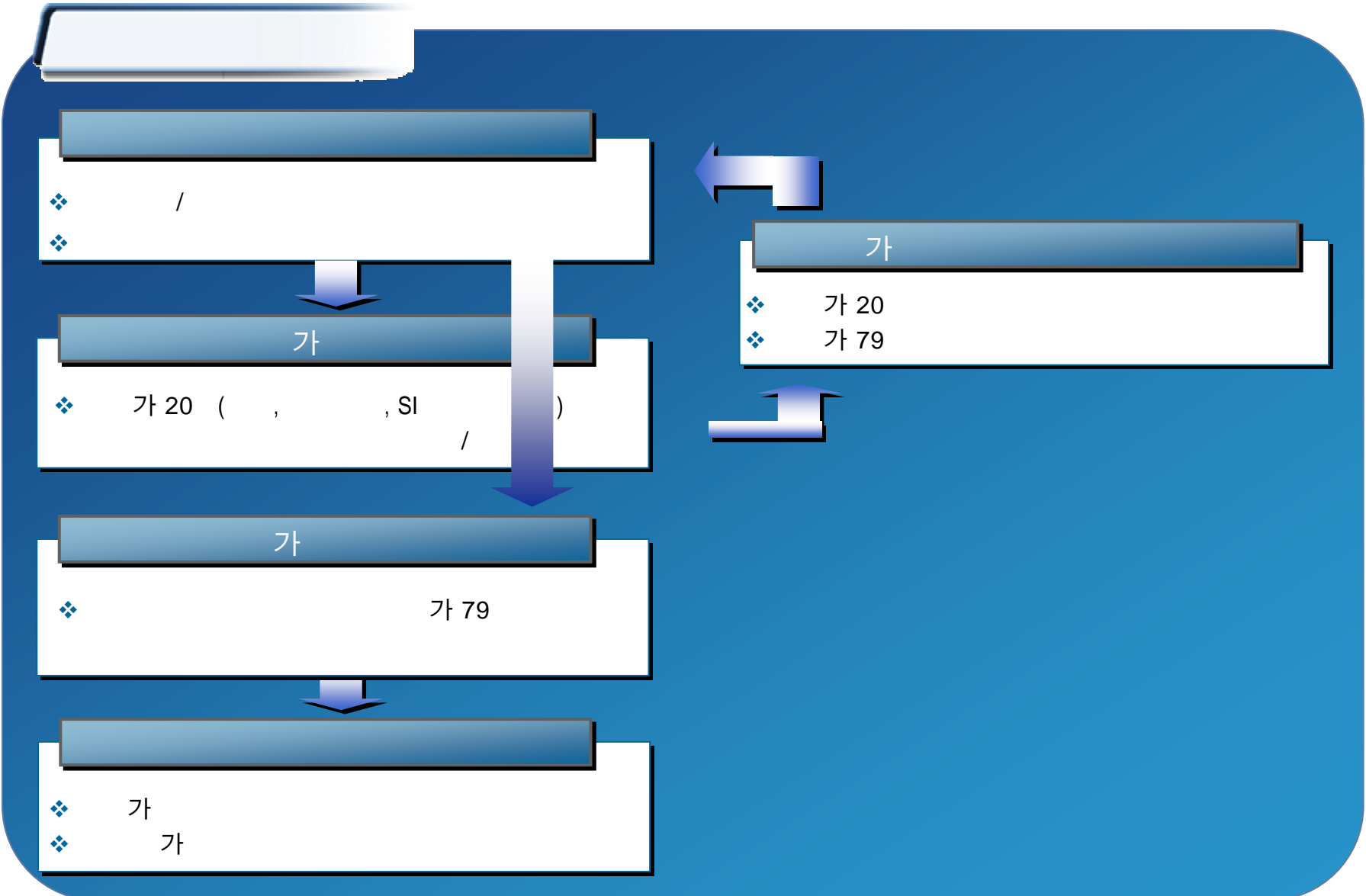




ex>

VS IMD 가







	/
	CIO/
	CPIC
	가
	/
	Best Practice
	/
	/




		/	/		가
	()				
	/				
	CIO				
	/				
	Best Practice				
	/				
	/				
	가				



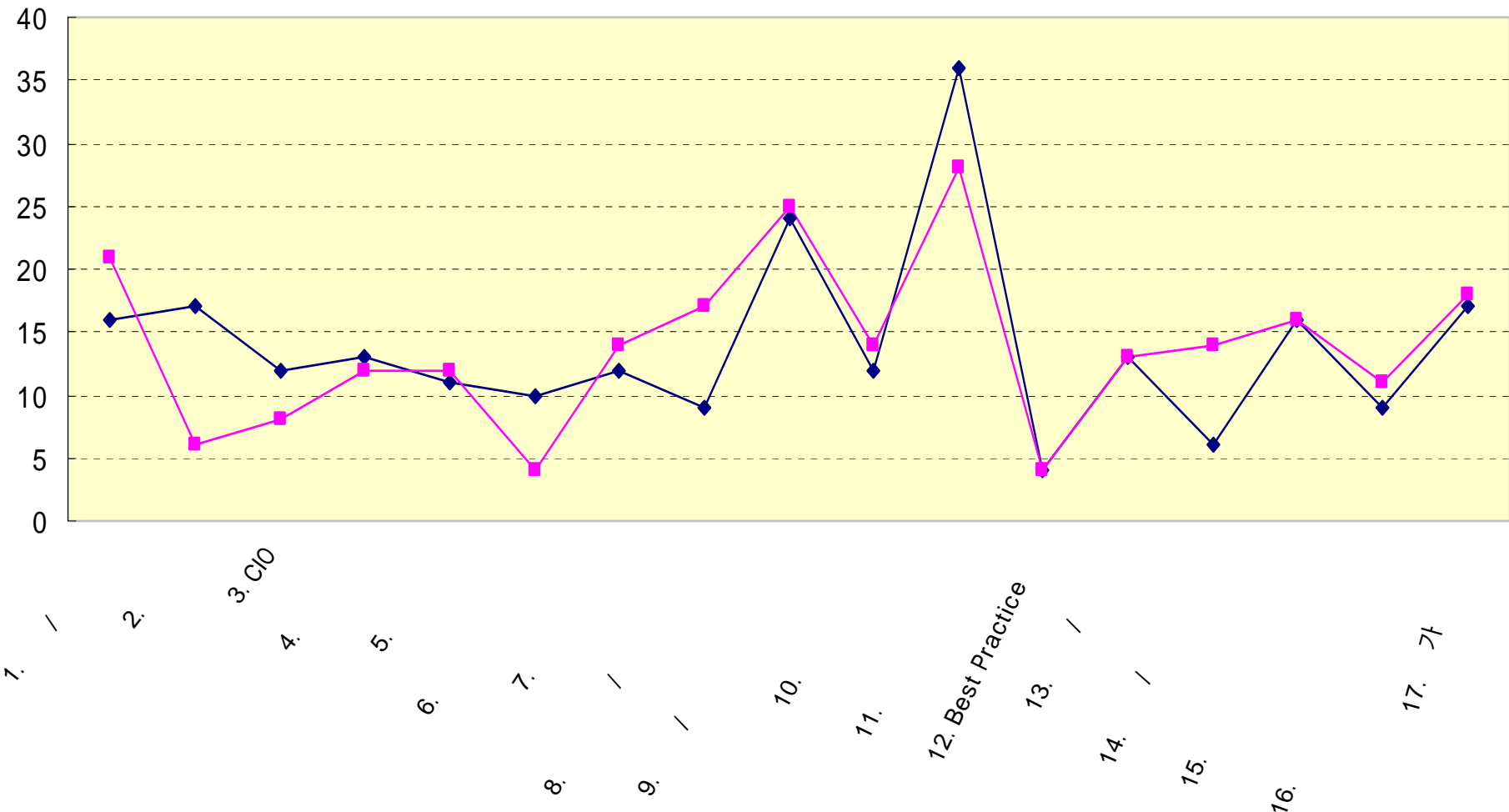
가

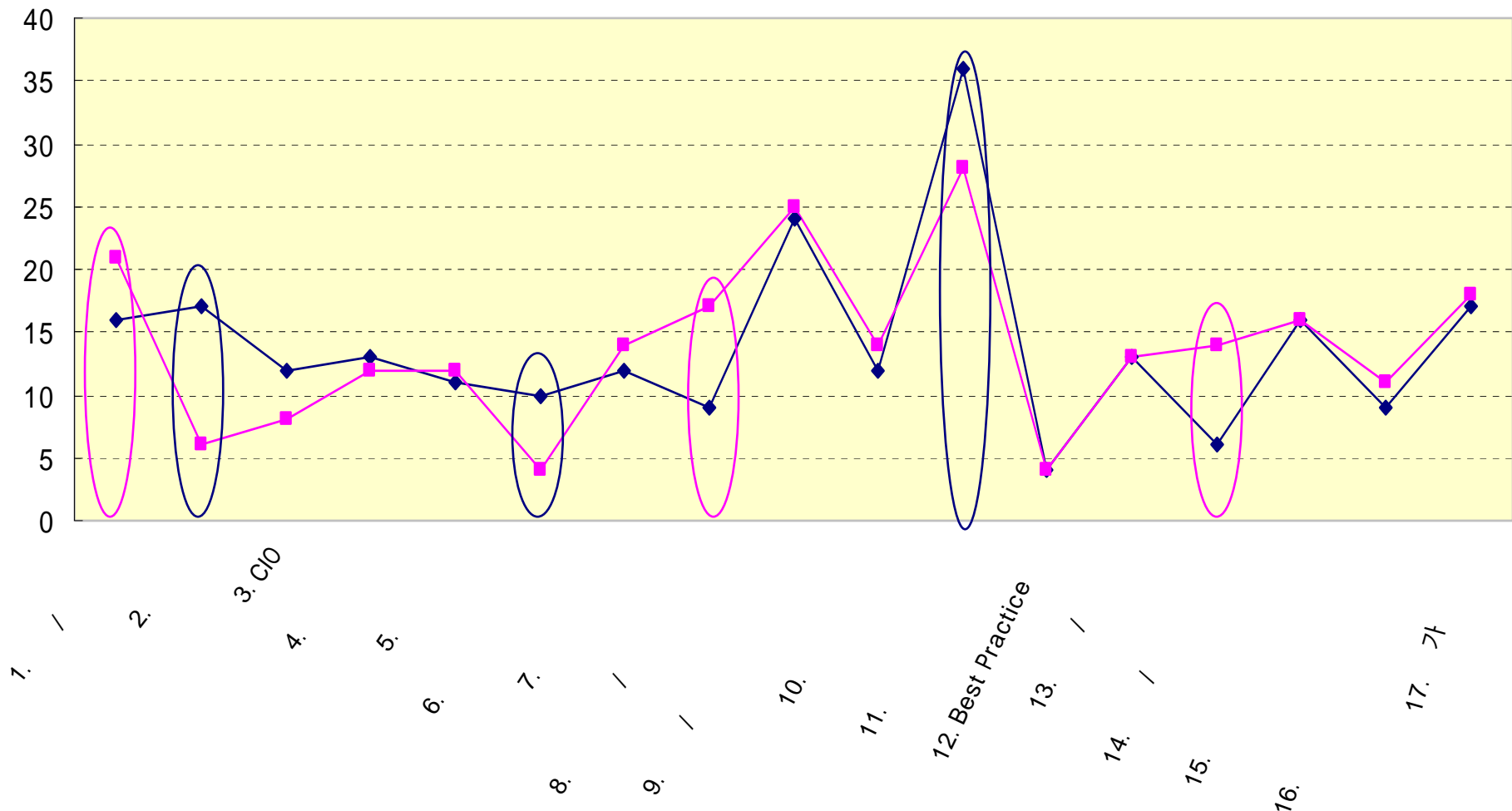
-  () 25
-  SI () 28
-  () 26

가


-

	* 가
* 가 ?	가
	1 2 3 4 5 6 7 8 9 10
* ()	가 가 ?
* 가	/ / 가









정보화 성과 부족 원인

- 1 (15%)
- 2 / (10.1%)
- 3 가 (7.2%)
- 4 / (6.8%)
- 5 / (5.4%)

향후 개선 사항

- 1 (11.8%)
- 2 / (10.5%)
- 3 / (8.8%)
- 4 가 (7.5%)
- 5 (7.1%)
- 6 (6.7%)










IRM



Best Practice

 (30.3%)
 (25.3%)

/

 (17.7%)
 (17.7%)
 (17.7%)

/

 (34%)
 (24%)

6

 (63.0%)
 (7.5%)

4

가

 (25.3%)
 가 (21%)
 가 (20%)




1

(11.8%)



- (46.8%)
- (15%)



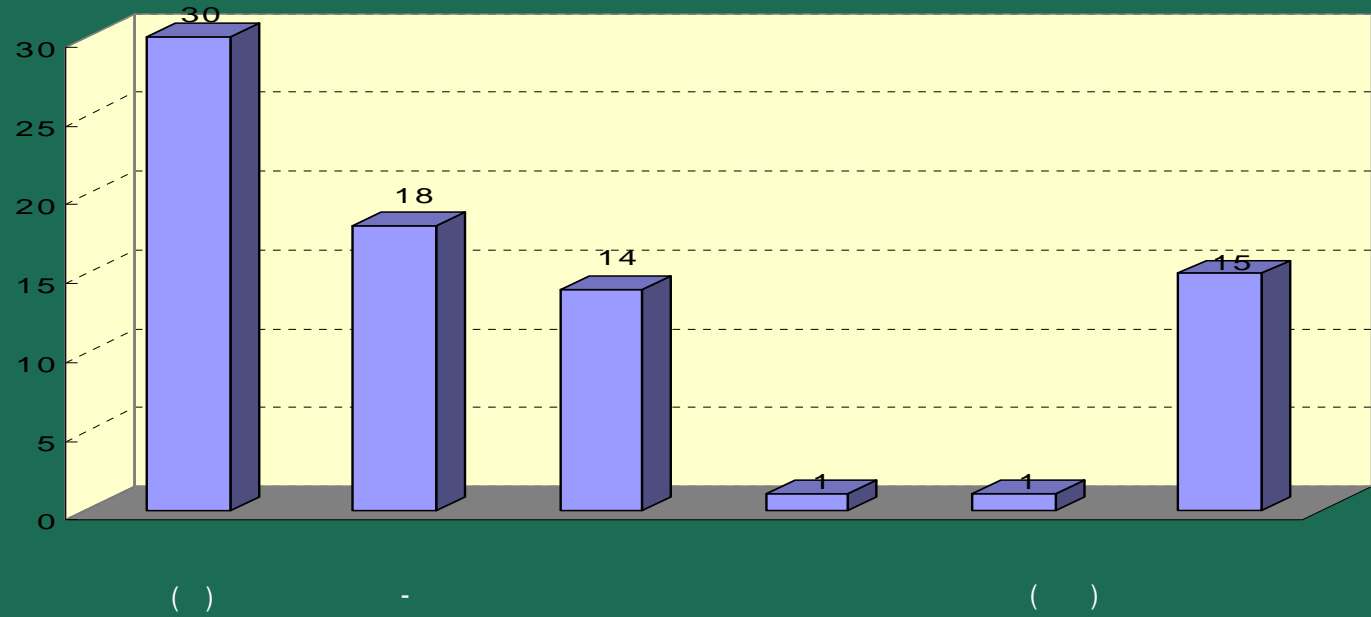


2

/
(10.5%)



- (37.9%)
- (22.78%)

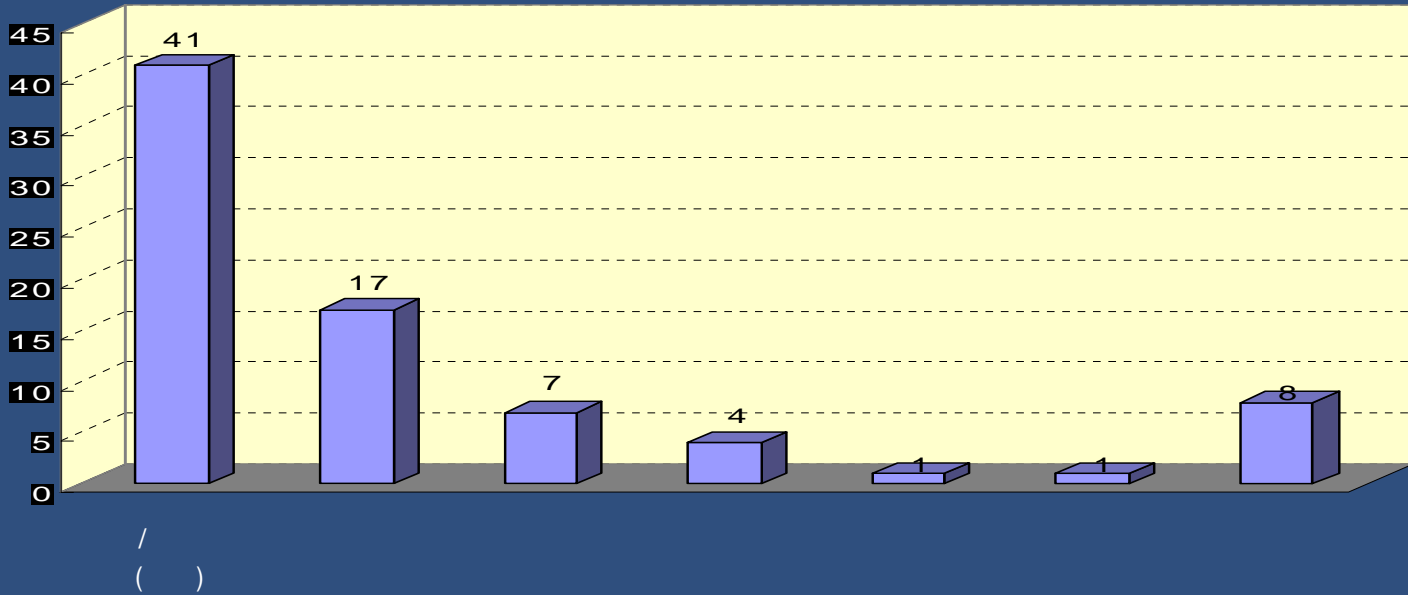




3

/
(8.8%)

(51.89%)
(21.5%)



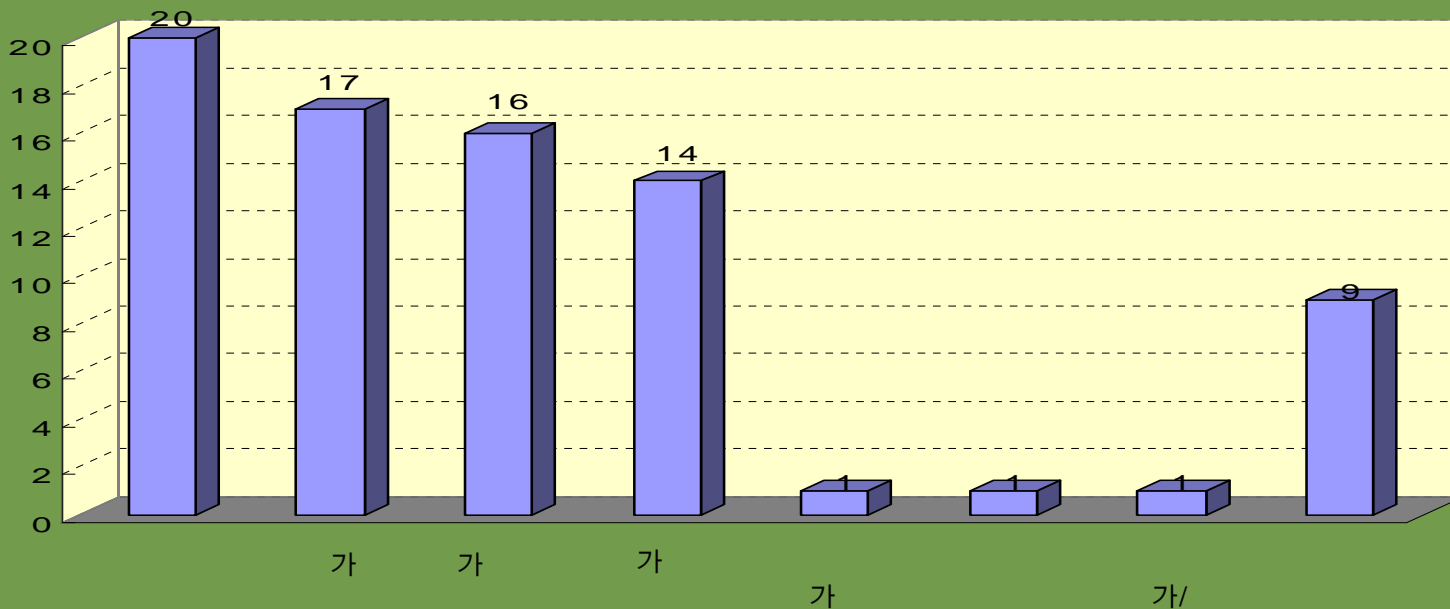


4

가
(7.5%)



- 가 (25.3%)
- 가 (21%)
- 가 (20%)

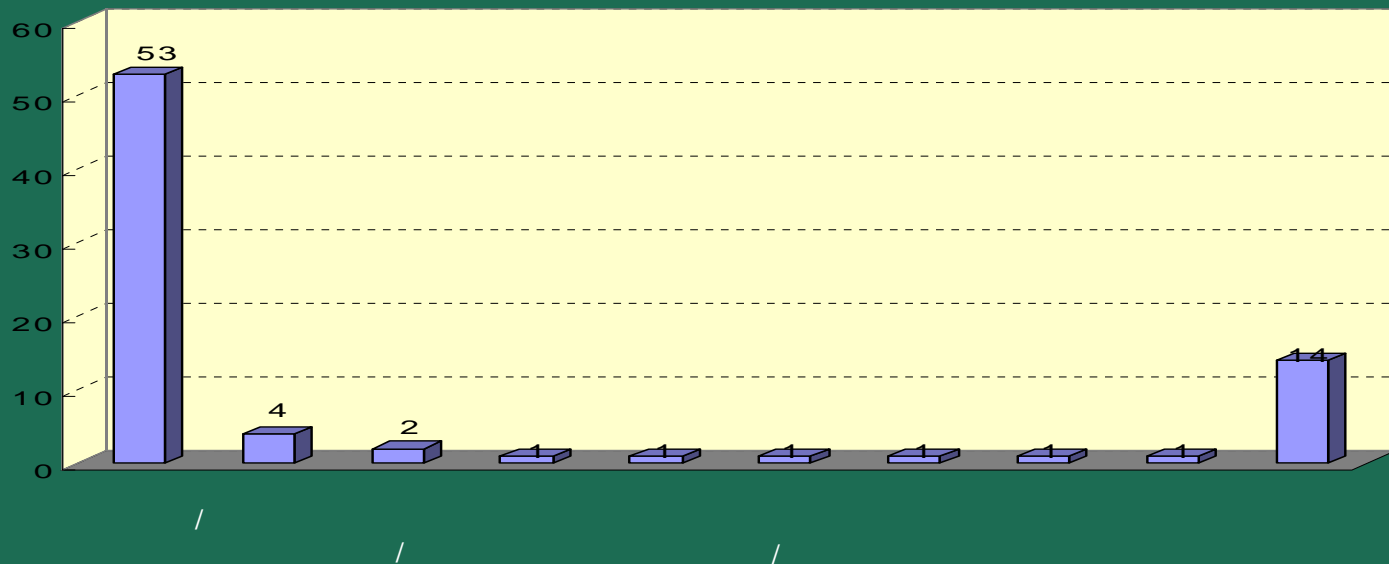




5

[7.1%]

- (67%)
- (5%)






6

(6.7%)

- (63.0%)
- (7.5%)



가




○ 기획 (예산)

○ 설계/구현

○ 운영

○ 평가



/

CIO



/



/



Best Practice



/

/

/

/

/

/

/

/

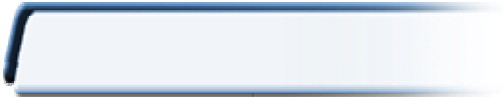
/


/

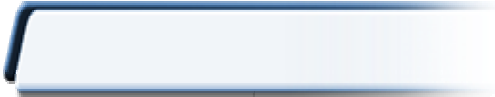
가




2006



 ex> VS VS 가





감사합니다